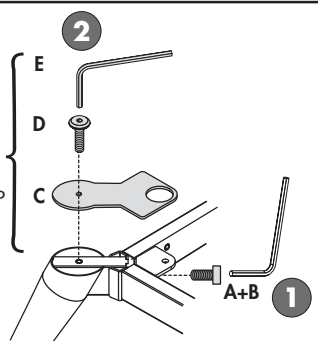


SCHEMA DI MONTAGGIO/assembling scheme

SCRIVANIE CON PIANO IN LEGNO o CRISTALLO / desks with wooden top or crystal top
ART. 303-304-305-313-314-315-318-319-320
401-402-403-405-406-407-427-428-429-430-431-432

**SOLO PER
SCRIVANIE
CON PIANO
IN CRISTALLO**

FOR DESKS
WITH CRYSTAL TOP
ONLY



CODE	Ø x L	COLOUR
506663710	10MA x 40	ZINCATA
10MA x 1 9/16" - zinc plated		
TCL/E	Ø	A
	L	x 4

CODE	COLOUR
505182205	FERRO
iron	
	B
	x 1

CODE	COLOUR
423716019	TITANB
	C
	x 4

CODE	Ø x L	COLOUR
506663809	6MA x 15	ZINCATO
6MA x 9/16" - zinc plated		
TP/E	Ø	D
	L	x 4

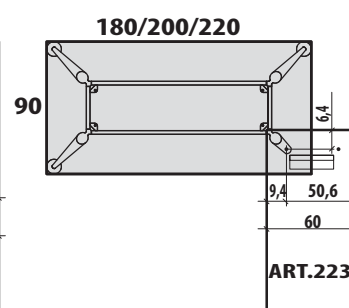
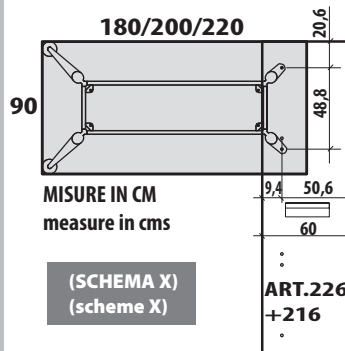
CODE	COLOUR
505182201	FERRO
iron	
	E
	x 1

**N.B. PER IL MONTAGGIO
SEGUIRE LE FASI NUMERATE**
 assemble following the numbered phases

1 FISSARE LE GAMBE AL TELAIO
fix the legs with the metal frame

2 FISSARE LE PIASTRE SOPRA LE GAMBE
(SOLO PER SCRIVANIE CON PIANI IN CRISTALLO)
fix the plates on the legs
(FOR DESKS WITH CRYSTAL TOP ONLY)

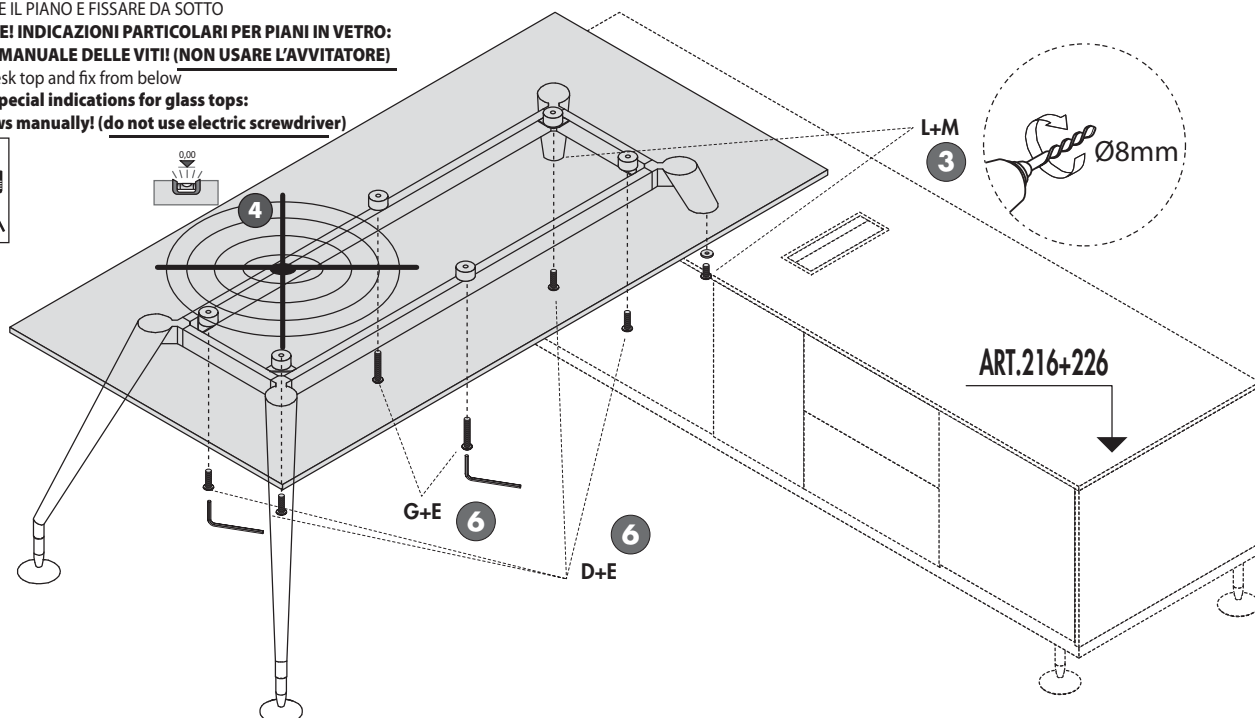
FORI PER FISSAGGIO
ALLUNGO DX O SX
holes for fixing
right or left
extension



3 SFONDARE LE PREFORATURE SOTTO IL TOP DEL MOBILE DI SERVIZIO
E FISSARE DA SOTTO (vedi SCHEMA X)
break through the pre drilling under the top of the service unit
and fix from below (please see scheme X)

4 ATTENZIONE! PRIMA DI FISSARE IL PIANO
METTERE IN BOLLTA TUTTA LA STRUTTURA!
Attention! Level the structure before fixing the desk tops!

5 POSIZIONARE IL PIANO E FISSARE DA SOTTO
ATTENZIONE! INDICAZIONI PARTICOLARI PER PIANI IN VETRO:
FISSAGGIO MANUALE DELLE VITI! (NON USARE L'AVVITATORE)
place the desk top and fix from below
attention! special indications for glass tops:
fix the screws manually! (do not use electric screwdriver)



CODE	D1 x D2	COLOUR
505190422	6 x 12	FERRO
1/4" x 7/16" - iron		
	D1	L
	D2	x 2

CODE	Ø x L	COLOUR
506223000	6MA x 15	ZINCATA
6MA x 9/16" - zinc plated		
TB/X	Ø	M
	L	x 2

CODE	Ø x L	COLOUR
506663809	6MA x 15	ZINCATO
6MA x 9/16" - zinc plated		
TP/E	Ø	D
	L	x 4

CODE	Ø x L	COLOUR
506223005	6MA x 60	ZINCATA
6MA x 2 3/8" - zinc plated		
TP/E	Ø	G
	L	x 2

L+M
3 Ø8mm

ART.216+226