

Mutina

Déchirer by Patricia Urquiola




Déchirer Decor, Neutral



Colors




Decor Bianco



grout: bianco 50



Neutral Bianco



grout: bianco 50



Decor Grigio



grout: grigio 44



Neutral Grigio



grout: grigio 44



Decor Piombo



grout: piombo 53



Neutral Piombo



grout: piombo 53



Decor Nero



grout: nero 06



Neutral Nero



grout: nero 06



Decor Ecrù



grout: ecrù 52



Neutral Ecrù



grout: ecrù 52

Déchirer Decor, Neutral

General information

collection	Déchirer
design	Patricia Urquiola, 2008
production	Industrial
material	Unglazed homogeneous porcelain stoneware
features	Squared and rectified slabs each one exactly the same as the others
thickness	12 mm
nominal sizes	DECOR: mosaico random 21,4-44,4 cm (8" - 17") DECOR: 120-120 cm (47"-47"), 60-120 cm (24"-47"), 60-60 cm (24"-24") DECOR: esagona 120-120 cm (47"-47"), esagona 60-60 cm (24"-24") NEUTRAL: 120-120 cm (47"-47"), 60-120 cm (24"-47"), 60-60 cm (24"-24")
specification	– 5 base colors – Relief texture "Decor" in 5 colors (registered design) – CONTINUA Technology production system (environmental certification ISO 14001:2004)
complementary pieces	Step, Corner tile, Skirting
awards	Edida 2009, Best of Neocon 2009, Home beautiful product 2009, Selected for Adi Design Index 2009, Good Design 2010, ICFF Editors Award Material 2011
patents	Registered design n° 001615790-001 – date of registration: 25/09/2009 Registered design n° 001615774-001 – date of registration: 25/09/2009
category	UNI EN 14411 App G (BIA group) UGL

DECOR




120-120 cm
47"-47"



60-120 cm
24"-47"



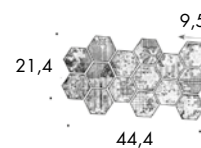
60-60 cm
24"-24"



esagona
120-120 cm
47"-47"



esagona
60-60 cm
24"-24"



mosaico random
21,4-44,4 cm
8" - 17"

NEUTRAL



120-120 cm
47"-47"



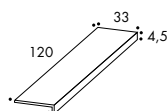
60-120 cm
24"-47"



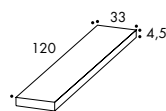
60-60cm
24"-24"

complementary pieces

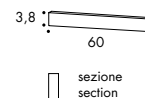
step
33-120-4,5 cm
13"-47"-1 7/8"



corner tile
33-120-4,5 cm
13"-47"-1 7/8"



skirting
3,8-60 cm
2"-24"



sezione
section

Laying and maintenance tips

use	Floor, wall – indoor, outdoor.
installation	For an even, smooth shading effect when laying, alternate material from several different boxes. The double spreading technique is recommended for the 120x120 size.
recommended adhesive	Adhesive for porcelain stoneware.
recommended joints	2mm joints. Use wedges to fix the caliber differences in work size between tiles.
recommended fillers	Cement-based grout / epoxy grout. Remove all traces of grout carefully before it dries completely.
cleaning at the end of installation	CEMENT-BASED GROUT: Buffered acid (e.g. DETERDEK PRO by FILA, or similar). Wet the floor with water, dilute the product 1:5 with water and pour it on the floor. Wait for 2 or 3 minutes then use a white scotch brite pad and rinse well with clean water. EPOXY GROUT: Alkaline detergent (e.g. FILA CR10 by FILA). FILA CR10: apply pure, wait for 30 minutes then use a green scotch brite pad. SILICONE: Solvent for silicone (e.g. FILA ZERO SIL.). Pour it straight onto the stain, wait for 20 minutes and remove the mark using scotch brite. PAINT: Can usually be removed using water, but if resin-based paints or particular enamels have been used, it is best to ask the manufacturer which solvent is most suitable. RUST: stain remover es. FILA NO RUST. Apply the product onto the stain, leave for 15 minutes, remove the residue and rinse thoroughly.
general cleaning (installed tiles)	You are recommended to use ordinary neutral detergent diluted in water. Avoid using acid or alkaline products, waxes and/or impregnants. During ordinary cleaning it is recommended to use extremely abrasive items (such as scourers and iron or steel sponges) as little as possible. This recommendation must be adhered to rigorously in the case of tiles with a glossy surface finishing as they are more susceptible to the risk of scuffs, scratches and loss of shine, etc. In the event of heavy dirt or particularly textured surfaces, use an alkaline detergent and rinse after washing. For large surfaces, the use of a floor washing machine is recommended. During every-day cleaning procedures, it is necessary to remember that certain types of dirt (dust, sand) increase the abrasive effect of foot-traffic. Therefore we recommend that you avoid bringing in this type of dirt, which comes in from the outside, by placing a door-mat at the entrance.
calibers (real size)	120cm x 120cm -> 1190mm x 1190mm 60cm x 60cm -> 594mm x 594mm 60cm x 120cm -> 594mm x 1190mm